





BULGARIA





ДЕТСКА ГРАДИНА *ДЕТСКА VSELENA* – VRATSA

PROJECT

Bridges for social inclusion **2018-1-RO01-KA229-049220_5**



Erasmus + Program, CD2, Strategic Partnerships, School Education Sector, School Exchange Partnerships/ CA229

ACTIVITIES

September, 2018

Logo of the project *Bridges for social inclusion*

Implemented activities:

- ✓ Proposal for the logo of the project from Bulgaria, Vratsa, DG *Detska Vseleni*;

<https://www.facebook.com/photo?fbid=119372042365325&set=a.119370845698778>



- ✓ Choosing a project logo by voting on the Facebook page.

https://www.facebook.com/proiect.bridges.9?fref=pb&hc_location=friends_tab

October, 2018

Tolerance Day

Implemented activities:

- ✓ Perception and comprehension of the content of stories related to tolerance;
- ✓ Coloring pictures from fairy tales related to tolerance;
- ✓ Children and parents bring fruits and vegetables to the kindergarten for charity;
- ✓ Decoration of the boxes by children and parents;
- ✓ Visit and congratulatory concert in the Home for the Elderly in Vratsa.

<https://www.facebook.com/klavdiya.kostova/videos/2110936192270361>



Day of the Disabled

Implemented activities:

- ✓ Attracting children's attention to people with special needs;
- ✓ Virtual meetings with people with special needs;
- ✓ *Tree of Friendship* – independent work;
- ✓ *Help a friend* game – role play.

<https://www.facebook.com/klavdiya.kostova/videos/2155273051170008>



22 november, 2018

Press conference

Implemented activities:

- ✓ Presentation of the project to teachers, principals of kindergartens and the public of Vratsa.



For this purpose were made:

- ✓ Multimedia presentation presenting the goal, tasks and activities for the implementation of the project;
- ✓ Dipyana;
- ✓ Publications in the media.

http://konkurent.bg/article/139386/detska-gradina-ot-vraca-predstavi-evropeiski-proekt?fbclid=IwAR0Bt8zGoh3qUuVcObz9IHvAfTB0QOaDpVc-m3guoQcig6tqA0tGc_mo58E

Vratsa Today newspaper:

<http://www.vratzadnes.com/page.php?n=19397236&SiteID=922&back=0&fbclid=IwAR3mqnSzZJdpWbK5tvkDLOP dMOwLTQ6H2qSiQWORFzR1Db3Hy5HzcUh7ROs>



November, 2018

Implemented activities:

- ✓ Development and sending by children, teachers and parents of Christmas and New Year cards with traditional motifs to all partners in the project *Bridges for social inclusion*.



International Day of Nonviolence

Implemented activities:

- ✓ *Together against hate speech;*
- ✓ Making a poster;
- ✓ Dance as an alternative to nonviolence.

<https://www.facebook.com/klavdiya.kostova/videos/2186077498089563>



January, 2019

International Mother Language Day

Implemented activities:

- ✓ *Equal and different* – mainly a form of pedagogical interaction.

<https://www.facebook.com/klavdiya.kostova/videos/2291886457508666>



International Book Day

Implemented activities:

- ✓ Art activity *Fairy tale* – composing a fairy tale by the teachers.

<https://www.facebook.com/klavdiya.kostova/videos/2318769374820374>

Drawing by the children of the fictional fairy tale.

- ✓ The fairy tale *Fairy of Good*;



- ✓ The fairy tale *Vicky and the soap*;



- ✓ The fairy tale *Bunny in kindergarten*.



International Mother's Day

Implemented activities:

- ✓ Making martenitsas by children and parents in support of children deprived from parental care;

<https://www.facebook.com/irena.borisova.144/videos/10214675232417295>



- ✓ *Happy holiday, mom!* – a holiday concert;



- ✓ *Let's plant a tree!*



**Realization of didactic scenarios in which they are presented
methods for achieving inclusive education – stories
Mobile library with traditional national stories**

Implemented activities:

<https://www.facebook.com/irena.borisova.144/videos/102148708048664>

- ✓ Inventing a story from children with the keywords *bear* and *bad word*;
Method: Preventive talk



- ✓ Illustration of the composition.



- ✓ Making up a story:
 - Key words: yellow, blue, red;
 - Method: Preventive talk.
- ✓ Illustration of the composition



International Friendship Day

Objective:

- ✓ Consolidation and upgrading of knowledge about friendship and the behavior and attitude towards friends.

Implemented activities:

1. Talk about friendship and patterns of behavior on illustrations. Children should mark positive situations in green and negative ones in red;
2. *Let's write a letter to a friend;*
3. Release of colorful balloons written by children with messages of friendship to all children around the world.

<https://www.facebook.com/100000822821119/videos/2294799970557408>



June, 2019

International Day of Peace

Purpose: Recognition with the symbols of peace and orientation in their content.

Implemented activities:

1. Cutting and combining elements to create an image – a dove of peace;
2. Decorating the yard of the kindergarten with the symbols of peace – a dove and colorful balloons.



<https://www.facebook.com/100000822821119/videos/2331151930255545>



September, 2019

International Education Day

Purpose: To acquaint children with their right to education in the conditions of the kindergarten.

Implemented activities:

1. Festive concert for the opening of the 2019/ 2020 school year;
2. Organizing an additional form of pedagogical interaction – Tourist march *On the way of Botev's detachment*.

<https://www.facebook.com/100000822821119/videos/2507951692575567>



International Day of the Rights of the Child

Objectives:

1. Affirmation of the child's individuality in comparison with others;
2. Differentiation of ideas about the rights of the child;
3. Awareness of the rights and the ways of their implementation;
4. Fostering empathy for others and respect for their rights.

Implemented activities:

<https://www.facebook.com/irena.borisova.144/videos/10216203637706472>

- ✓ Recreation in drawings of the rights of the child;



- ✓ Making a poster.



International Migrants Day

Objectives:

- ✓ To make children understand and understand the word "migrant" and "refugee" and why they are forced to flee their homes.

Implemented activities:

<https://www.facebook.com/irena.borisova.144/videos/10216401607655597>

- ✓ Perception and comprehension of the content of the story – *Ivine and the pillow*;
<https://youtu.be/-yAti8z3Yks>



- ✓ Organizing a Christmas charity bazaar.



International Day of the Words *Thank You*

Objectives:

1. Enrichment and activation of children's vocabulary;
2. Awareness of the meaning of the words *thank you*, by the children.

Implemented activities:

<https://www.facebook.com/cecka.ctefanova/videos/2705245796223874>

<https://www.facebook.com/cecka.ctefanova/videos/2705236322891488>

<https://www.facebook.com/cecka.ctefanova/videos/2705226779559109>

- ✓ Didactic game: *Look at the flag and the word Thank you, you say.*



The day of harmony between beliefs (religions)

Implemented activities:

<https://www.facebook.com/cecka.ctefanova/videos/2803022376446215>

- ✓ Getting acquainted with significant events in people's lives – birth, baptism, wedding.



International Theater Day

Purpose:

- ✓ Mastering by children of artistic skills and habits;
- ✓ Formation in children of unity between aesthetic perceptions and aesthetic feelings;
- ✓ Development of artistic and creative abilities of children.

Implemented activities:

<https://www.youtube.com/watch?v=7Z0qAFH7qp0>

1. Making cardboard dolls and telling stories by children;



2. Table theater. Recreation of the fairy tale *Grandpa takes out turnips* – Ran Bosilek;



3. Theater with origami;



4. Didactic game exercise *Order the story and tell;*



5. Dramatization of the fairy tale *Carnival in the forest.*



World Health Day

Implemented activities:

- ✓ Disputed holiday in the kindergarten;
- ✓ General developmental exercises;
- ✓ Mobile games.

<https://www.facebook.com/klavdiya.kostova/videos/3669311459766152>



Europe Day

Implemented activities:


- ✓ *Children of Bulgaria and Europe* – a basic form of pedagogical interaction;
- ✓ Recreation in drawings of Europe Day;
- ✓ Making a poster.

<https://www.youtube.com/watch?v=cCNnEo5WnnM>

<https://www.facebook.com/rosiveto/videos/1485939998265171>



LESSON PLAN – 1



DETSKA GRADINA *DETSKA VSELENA VRATSA*

Additional form of pedagogical interaction
Hiking on the way of Bovet's comp

Educational Direction: The World

Core: Social and Healthy Environment

Objective: To strengthen the health of children by forming a positive attitude to motor activity.

Tasks:

1. Formation of motor skills and positive attitude towards organized physical activity;
2. Formation and development of personal qualities:
 - responsibility and autonomy;
 - self-confidence.
3. Mastering and observing forms of behaviour in the natural environment.

Expected results:

1. Being positive about motor activity, healthy lifestyles and sports;
2. The child shows responsibility, autonomy and self-confidence;
3. The child respects patterns of behaviour in the natural environment.

Target group: 5 – 6 year old children.

Preliminary preparation:

1. Determining the route and duration of the hike;
2. Bypass the route by the teachers;
3. Provide equipment, supportive breakfast and water for children;
4. Determination of the program and managers of the hike;
5. Drawing up a list of participants with three names and ages.

Requirements:

1. The clothes that go on a hiking trip should be light and comfortable, made of natural fabrics, non-packing and non-burdensome luggage, if necessary;
2. The hiking boots should be comfortable and suitable for prolonged loading across different terrain types;
3. With regard to socks, they must be softer and thicker, cotton or wool, in no case artificial socks – nylon, synthetic, etc
4. It is obligatory to wear a raincoat, if possible larger (for retraction and on the backpack), to be able to close and protect as much as possible in bad weather conditions;
5. Every hiker is required to have a backpack. Carrying luggage in plastic bags and other bags does not contribute to the convenience of the transition;
6. Only carry light and necessary luggage during the backpack hike;
7. Duration of the hike: 40 minutes.

Hiking organization

Start time: 9.00 am

Meeting point: kindergarten yard


Moving children and parents by bus to the Yolkovitsa area. At 10.00 a meeting with the actor

Philip Filipe, who plays the role of the poet revolutionary Hristo Botev. Recitation by all participants of the poem *Hajji Dimtar*. Children and parents take the route outlined in advance, moving compactly, in line, and with the necessary distance between groups and rows, for easier passage of distance, as well as for the better appearance of the group and the whole column.

10.15 am All participants sit down to rest. After passing the route, children and parents are taken by bus to the kindergarten.



LESSON PLAN – 2



Additional form of pedagogical interaction

Preparatory group *Smile* 5 – 6 year old children

Topic: *My Homeland*

Educational field: *Surrounding world*

Educational core: *Cultural and national values*

Form of pedagogical interaction: additional form

Objectives: Educating the foundations of national self-consciousness and identity.

Tasks:

1. Summary of national symbols and natural landmarks;
2. Self-affirmation of the child's personality

Expected results:

1. Recognizes and names sites and landmarks in the Republic of Bulgaria;
2. Defines its national identity.

Pedagogical technology:

- ✓ For organizing the activity – a letter from Romania, the song *High Blue Mountains*
- ✓ Methods: interactive games with different educational tasks, visualization, clarifying and provoking questions;
- ✓ Tools – multimedia presentation, interactive games;
- ✓ Techniques: clarifying and provoking questions, incentives, guidance, assessment and self-assessment.

Connection with other educational fields: Bulgarian language, Mathematics, Music, Fine arts.

Preliminary preparation for the teacher:

- ✓ Preparation of multimedia presentation and interactive games Preliminary preparation for children;
- ✓ The children are acquainted with the national flag, coat of arms and some landmarks in Bulgaria.

Stroke:

Introduction to the topic:

- ✓ A letter was received for the group from a child who had recently moved to Spain. The letter says that he is sad for Bulgaria;
- ✓ How to help Ivan?
- ✓ The song *High, blue mountains* sounds;
- ✓ Summary: Our Motherland – Bulgaria can also be called Homeland, Fatherland, native country;
- ✓ Interactive game: The map of Bulgaria

Objective: Recognition of the map of Bulgaria

Educational task:

1. Finds the place of an element in a general picture;
2. Acquisition of skills for individual work;
3. Click on a positioned object.

Game task: Arrange the puzzle

Game rules:

1. Follow the instructions of the computer game;
2. The game wins the child who has solved the puzzle in the shortest time;
3. If three pieces of the puzzle are placed incorrectly, another child is chosen;
4. The game can be played repeatedly.

Game action:

1. The game starts after the *Start* signal;
2. Drag a positioned object with the mouse.



Do you know what that is?

- All the beautiful places in Bulgaria are drawn here on the map
- Let's outline the boundaries of our homeland/ teacher shows on a large map.
- What does the map of Bulgaria look like to you?

Pictures of the interactive whiteboard from Bulgaria are shown, the children know them.

✓ **Game** – *National symbols and landmarks*

Objective: Strengthening of national symbols and natural landmarks of Bulgaria

Educational task:

1. Summary of national symbols and natural landmarks of Bulgaria;
2. Develop concentration of attention and observation;
3. Click on a positioned object.

Game task: Find matching cards

Game rules:

1. Follow the instructions of the computer game;
2. When turning over three consecutive wrong cards, another child is selected;
3. The game is won by the child who has opened all matching cards in the shortest time;
4. The game can be played repeatedly.


Game action:

1. The game starts after the *Start* signal;
2. Click on the positioned squares with the mouse.

**Assessment and summarization by a child and a teacher:**

Bulgaria, with its natural landmarks, historically monuments and great Bulgarians who died for our Motherland. We must take care and glorify her name. In the afternoon we will make a card for Ivan and send him the games so that he will not be sad, and we will expect him with us again soon. Our guests today have gifts for you (guests from the municipality of Vratsa are present at the situation and present each child with the Bulgarian flag)





Stories made by teachers and children and illustrated by children

The deer with one horn

Sometime many, many years ago, in a dense forest, lived a deer family, in which was born 7 deer. Six of them were with two horns, and the seventh was different – he was with only one horn.



They called it the deer with one horn. It was very clever and loved to tell tales, but the deer from the herd never listened to it, but mocked and mocked. The unicorn was always very sad and therefore decided to escape the herd one day. The deer only went through the dense forest. And there was a hungry wolf. The Wolf said:

- *Ah, how lucky! I'm going to eat that deer!*

The deer wondered who was this animal, because he has never seen a wolf before.

At this time a gentle and beautiful butterfly landed on his horn and quietly whispered to him:

- *The wolf is very bad and wants to eat you, you don't scare, I will help you to save yourself!*

- *But you're so small! How are you going to save me?* – asked the deer.

And the butterfly replied:

- *I'm going to fly in front of you to show you the right way, and you're going to follow me and get out of the forest!*

At that moment, she flew in front of the deer, and it quickly followed her. The butterfly flew ever faster, the deer followed it, and after running after them the wolf was already very exhausted and hungry could not reach them and fell.





When the butterfly saw that the wolf was no longer chasing them, it landed on a beautiful flower on a large green meadow. The deer stopped by her and with an agitated voice said:


- *Thank you! You saved me!*

From that day, the deer and butterfly became true friends.

Soon they met Zayko, who found out about the good deed of the butterfly and their friendship.

Since then they became inseparable – they sang and danced all day. The deer with one horn knew, what it is to have a true friend. It doesn't even want to imagine life without it, if one day the butterfly flies away.





Friends Forever

Once upon a time there were some very unusual animals. The first was a musical ladybug who sang very well in a strange, strange language. The second was a squirrel who liked to wear dresses and ribbons. The third was a deer that had a horn and wings but was very hardworking. The fourth is an ant with wheels that could glow like a firefly. And the fifth was a heart that had five feet and a golden heart.



They all lived in a wonderful country. This country was a bit upside down because flowers and grass were growing in the sky and there were sun and clouds on the earth.

The vehicles there were clouds. And if you want to go somewhere, you are jumping on a cloud and he drives you there, of course, the wind helps him. These strange animals lived in different cities and villages of this country and were so strange that others who could not see the magic made fun of them.



Once there was a message about these wonderful carnival places on the clouds. Everyone decided to go.

Here is the time for the carnival and the characters have taken us there. Arriving, it was raining with candy and sugar. They all ran to the little fairy house. So they can eat their sweets in peace.

They hugged and remembered an adventure: When celebrating the first deer birthday, they were attacked by a huge octopus.

The musical ladybug sang and enchanted her octopus with her voice.

The squirrel began to measure him with her ribbons.

And the hard-working deer, the ant that was able to glow like a firefly, and the five-footed roe and the golden heart built a sand wall. So they managed to escape from the bad octopus.

At the carnival, everyone sang and danced, and their magic powers grew even greater. At one time, leaflets fell from the sky, which read: *Be happy because you are magical and different.*

Animals understand that three is more than one and when they are more, they can do anything.

We must all be friends, rejoice in being different and in love.





GREECE



ACTIVITIES



October, 2018

The day of tolerance, acceptance and appreciation of diversity

During this activity, the children sang a song about acceptance and world peace. They made a collage. After that the kids with the help of their teachers tried to understand how kids with special needs feel. In additional, they created cards for kids with special needs showing them their appreciation.

<https://www.facebook.com/giannhs.skyval/videos/1905654962886810>



November, 2018

Day of people with disabilities

Starting this activity we had a group assignment: Children were leaving their hand print on a piece of cardboard paper forming a big heart. After that they should present their work.

They sang a song about love, acceptance and respect. They utilised activities of people with disabilities such as blinds or people without arms in order to understand better the feelings and the difficulties. At the end, they came in contact with a kid of our school with disabilities.

<https://www.facebook.com/giannhs.skyval/videos/1944978378954468/>



December, 2018

International Day for Non-Violence

During this activity our teachers taught kids about bad effects of violence. Then the students tried to make a collage. They sang all together a song about non- violence. They shouted **NO to violence, YES to friendship.**

<https://www.facebook.com/giannhs.skyval/videos/1976701659115473/>



International Day of Children's Books

During this activity our teachers and our students created a book with stories. First story was friendship's vase with handmade paintings from students, second story was animals in the woods.

Both stories were created and illustrated by the students with the help of their teachers.

<https://www.facebook.com/proiect.bridges.9/videos/181732509462611>



March, 2019

International Women's Day

We started this activity creating posters and handicrafts about International Women's day. After that kids sang songs about father and mother and created cards for them. The family was simulated and how is being father and mother as well.

<https://www.facebook.com/proiect.bridges.9/videos/187849685517560>



April, 2019

Beautiful stories created and illustrated by kids

During this activity kids created beautiful stories and illustrated them with their teachers.

<https://www.facebook.com/photo?fbid=199644624338066&set=pcb.199644807671381>

<https://www.facebook.com/photo?fbid=199644644338064&set=pcb.199644807671381>

<https://www.facebook.com/photo?fbid=199644634338065&set=pcb.199644807671381>

<https://www.facebook.com/photo?fbid=199644701004725&set=pcb.199644807671381>



May, 2019

International Friendship Day

During this activity we organized a teamwork doing collages, posters and paintings about friendship. The kids made the puzzle of friendship and friendship bracelets, they exchanged friendship messages in order to understand better the meaning of Friendship.

<https://www.facebook.com/1223072129/videos/10219529615930688>



June, 2019

Peace Day

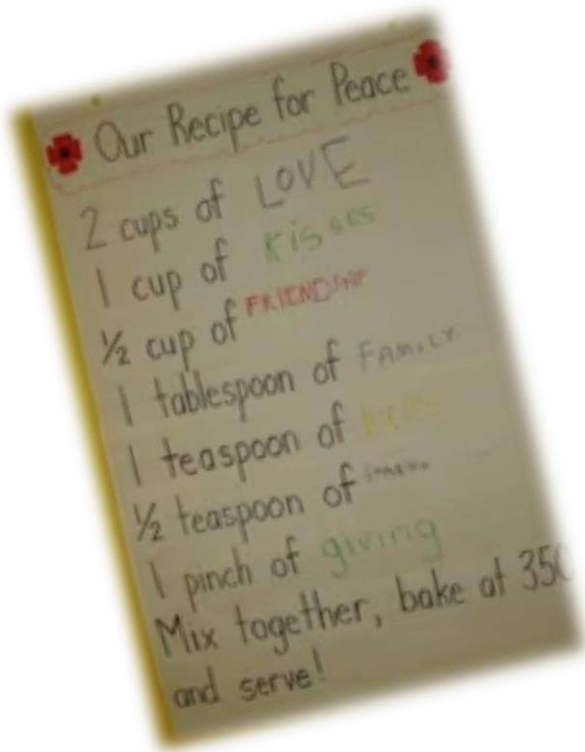
During this activity kids did peace crafts (drawings, collages and posters).

They created the piece sign and their teachers explained them the meaning of expression *Peace not war.*

<https://www.facebook.com/1223072129/videos/10219686621575731>

<https://www.facebook.com/1223072129/videos/pcb.206289287006933/10219693289422423>

<https://www.facebook.com/1223072129/videos/pcb.206289287006933/10219693289782432>



September, 2019

International Day of Education

During this activity kids learn to trust their classmates. They sang about equality and emotions. They learnt about the rules of their class.

<https://www.facebook.com/1223072129/videos/10220545354443516>



October, 2019

International Children's Rights Day

Children were making paper handcrafts about their rights and they learnt how to claim them.

<https://www.facebook.com/1223072129/videos/10220832956753394>



**CHILDREN ARE CLAIMING
THEIR RIGHTS**

November, 2019

International Day of Migrants

During this activity children made handicrafts and watching video about migrants. They described pictures and then they sang a song about unity. We organized a charity bazaar with the participation of the kids.

<https://www.facebook.com/1223072129/videos/10221154718477236>



December, 2019

International Day of *Thank you*

We started this activity with the kids saying *Thank you* each other and giving a big hug. They continued with drawings and craft activities. They attended a theatrical play based on gratitude and then they created a poster in order to express the gratitude.

<https://www.facebook.com/1223072129/videos/10221450147822785>



The day of the harmony between beliefs

During this activity kids made the preparation for the wedding mystery then they introduced it to their class. After that, other group of students presented the ritual of baptism.

<https://www.youtube.com/watch?v=oeCYsJXG5p4>



February, 2020

International Theater Day

In this activity kids acted as musicians by playing different musical instruments. Moreover, they rehearsed as heroes of the 1821's Greek revolution.

They presented a play entitled *Freedom or Death* based on our Greek Revolution History. At the end of the activity, they created a poster by Theatre's objects.

<https://www.facebook.com/proiect.bridges.9/videos/282752192693975>



March, 2020

World Health Day

In this activity our school organized for Kindergarten's students an experiential education about oral health. There were group activities such as:

- preparing a delicious fruit salad;
- having a picnic;
- organizing sports and dance activities;
- Reading a book about health;
- Playing a puppet theatre;
- Creating a poster of healthy food pyramid.

<https://www.facebook.com/1223072129/videos/10224249579766834>



April, 2020 (December 2020, due to Covid pandemic)

Europe Day

During this activity students created the European Union Flag. They learned about the flags of Europe. Teachers presented an interactive learning of Greek Mythology. Students were getting familiar with European currency.

<https://www.facebook.com/1223072129/videos/10224635516415009>



October, 2019

DISSEMINATION OF THE PROJECT FROM THEMISTOKLIS SCHOOL TO THE EUROPEAN FORUM OF EDUCATION CONFERENCE IN AZORES – PORTUGAL

<https://www.facebook.com/photo?fbid=10220885043495530&set=pcb.236097070692821>

<https://www.facebook.com/photo?fbid=10220824802189535&set=pcb.234715864164275>



From the 23rd – 26th of October 2019
[Εκπαιδευτικός Οργανισμός "Θεμιστοκλής"](#)

Themistoklis private school attended the yearly EfVET (European Forum of Technical and Vocational Education and Training) conference at the Azores in the Atlantic Ocean.

The subject of the conference was *Robots, Human Capital and Digital Learning* and the scope was to reflect on how VET colleges and schools can manage the necessary transition from school-based to reality-based learning.

It was a pleasure for us to disseminate our granted Erasmus + Project with the title *Bridges for Social Inclusion* with number **2018-1-RO01-KA229-049220**.

LESSON PLAN 1

Topic: Europe Day

Group of 4 – 5 year olds



Main Goal: Celebrating Europe Day



Detailed objectives:

- to discuss the importance of International Europe Day;
- to understand the advantages of participating in the European Union;
- to celebrate Europe Day with songs, collages, posters;
- to learn the countries of Europe;
- to learn about the Euro, the European currency;
- to learn which countries have euro as the currency;
- to recognize the European flag and the Euro symbol;
- to learn the different European flags;
- to explore different European cultures;
- to learn all about different countries in Europe;
- to sing a song of Europe;
- to learn Greek Mythology story of Europe;
- to encourage students to participate in groups;
- learning to cooperate in groups;
- to encourage imagination and consequences;
- to develop critical thinking skills.



Methods: discussion, question and answer method, crafts, explanation, painting, drawings, worksheets



Teaching aids:

Teaching material (Books): *Greek Mythology Story of Europe*

National flags of Europe

- pictures, video, *Song The countries of the World Song* – Europe.

The course of activities:

- ✓ Conversation about *Europe Day* – European flags and European cultures;
- ✓ Observation of pictures;
- ✓ Read books;
- ✓ Individual and group crafts;
- ✓ Posters: *Flowers of Europe*:
 - The Heart of Europe
 - Peace and unity of Europe
- ✓ Art and craft activities (worksheets, drawing, collage, play-dough).

PHOTO GALLERY:



LESSON PLAN 2

Topic: people/ children with special needs

Group of 4 – 5 year olds



1 st Activity:

Preparation – Discussion



Observing the classroom environment we try to find commonalities with the society we live in.

- *Are there any rules?*
- *Who establishes them?*
- *Why do we have to adhere to them?*

Then each of us tries to get into the position of the one who sets the rules and the one who follows them.

Role game: a child becomes the teacher and explains the rules of the classroom.

Activity objective:

- Observe our social environment;
- Increase our awareness and practice new comparisons.



2nd Activity: (social integration)

Preparation – Discussion

There are people around us with mental or physical disabilities. How can we help them become active members of society without feeling marginalized?

- *We try to think about how they feel in the situation.*

- *How can we help them?*

One child closes his eyes and another guides him to a specific destination.



Activity Objective:

- Through empathy we are differentiated from our personal identity;
- We consciously experience our behaviors;
- Accept diversity, express emotions.

3rd Activity: Preparations – Discussion

Every morning when we wake up and look in the mirror, each of us sees a different picture. Depending on how we feel, our expression also changes. We are free to express what we feel.



Song

Together we sing about equality and the free expression of our emotions.


Activity Objective:

- To be entertained through song;
- Understand that we are all equal and have the same rights;

4th Activity: Fairy tale

We read Janan Cain's story *What I Feel* Discussion We look at the images and try to analyze each expression and what caused it.

- *Have we ever felt like it?* Together we make expressions of joy, sadness, anger, surprise, and we observe ourselves in the mirror.



Activity Objective:

- To express our feelings;
- To enhance our self-esteem.

STORY

A SCHOOL FOR EVERYONE



An autumn day, the door of the classroom opened and a boy showed up. Mrs. Olga told us that his name was Osmal and informed us that his origin was from a remote country. He was a refugee and he left his country because it was insecure to live there.

Every student offered to guide him inside the classroom. Some of them showed him the place where they store their belongings and some others showed him the place for games.

Osmal was different, he didn't have school bag for his books, neither for his lunch. Even in gymnastics, he wore the same trousers.

Children of the class liked him and didn't seem bothered about his different ethnicity appearance and style.



Despite all that, he smelled fantastic and was always putting a good word for everyone. He was good at running so Mrs. Olga put him in charge of picking the relay race team's members. Everyone was excited.

Osmal was encouraging and helping the team. Everyone loved him. During the year Osmal appeared to be really competent at drawing, so everyone asked for his help. Last day of school

Mrs. Olga told to Osmal that it was a great honour having him as a student, and she gave him the «student of the year» award.



STORY

MY TWO BUDDIES



Every student was in the classroom. Suddenly, the door opened and the director of the school showed up along with a child who was holding walking sticks.

Everyone stared at him and someone asked: *What are you holding?*

The boy replied, *It's my helping buddies, let me introduce you to Mimis and Dimis* and pointed the walking sticks. He continued *They are my best friends and help me walking and standing. That's why I love them!*

Every student was wondering. Our director introduced us to the new kid, whose name was Dimitrakis and informed us that he will be our classmate. In the begging, everything was bizarre because Dimitrakis was falling down, but constantly standing up without losing his joy and optimism.

As time passed everybody got used to it. They were playing all together, did gymnastics, and Dimitrakis was always doing his best. Also, the teacher discovered that Dimitrakis had a talent in acting so he became a part of the school's theatrical team. Ultimately, Dimitrakis was the one who learned that being different isn't so bad at all.

