



# HUNGARY





# ACTIVITIES



## Project Activities In The Mustarmag Kindergarten

*October, 2018*

Tune up: the children's groups learned about the partner country's flags (library, internet) and searched for them on the globe. Then they had crafted the flags by themselves by using different techniques and they also had planed logos for the project. As a symbol we had built a bridge for gaining experience and we also had visited our city's bridges. The teachers have introduced the partner countries' institutions by visiting their websites. The children's interest and motivation was greatly shown via their wholehearted crafts, the number of the participants in activities and the diversity of their work.



On **The Day of Tolerance** we viewed an exhibition with the children. The paintings were painted by a painter who was brought up in an orphanage. The paintings and the painter was introduced by an artist who the children had known. The artist had talked about the pictures, the emotions I them and about the use of color.



<https://www.youtube.com/watch?v=aegVFZ8LR04>

*November, 2018*

## **Day of People With Disabilities**

We had visited an elderly home where the elderly are living without relatives. We have given them a puppet show and some hand crafted gifts made by the children. Another group invited a family with disabilities for a group activity.

The family told about their previous home and about their old games which they even played together. At the end they baked cakes.

All of the groups in the kindergarten participated in the charity which was organized to help the disabled families. We transported the donations to the charity foundation where the parents could have seen how happy the children were while handing the donations over.

[https://www.youtube.com/watch?v=At7u\\_WqIRsk](https://www.youtube.com/watch?v=At7u_WqIRsk)



## The international day for non-violence

At Christmas the children greeted the partners with crafted postcards, gift ideas and with a video, in which we have shown our traditions – advent wreath making with parents, gingerbread baking, the puppet show out the birth of Jesus, crafting Christmas decorations and the Christmas concert. We also happy to receive the foreign children's gifts and we recalled the things that we haved learned about the partner institutions and about their countries.

On The International Day for Non-Violence we organized an exhibition and we invited a police officer , who had arrived with a police car and had shown his items and uniform to the children. The children could even sit in the police car.

The police officer talked to the children about the dangers in his work and the importance of peaceful problem solving. This meeting re-enforced the previously learned moral values learned in the kindergarten and at home.

<https://www.youtube.com/watch?v=CIa2wRG2xpk>



[https://www.youtube.com/watch?v=nqSMA\\_7yyLU&t=5](https://www.youtube.com/watch?v=nqSMA_7yyLU&t=5)



[https://www.youtube.com/watch?v=nqSMA\\_7yyLU&t=5s](https://www.youtube.com/watch?v=nqSMA_7yyLU&t=5s)

## The international day of Mother

On the International Day of Mother Tongues we made a Dictionary of Beautiful Words with the children with illustrations. We collected words that included our countries symbols, important national holidays, traditions, folklore and *hungarikums* with the pictures brought by the families and we have presented them through a video to the partners.

The children also learned about the foreign partners via their videos. By this activity we have strengthened our folklore and identity awareness.


<https://www.youtube.com/watch?v=oM89vJGyzqw>





## International Day of Children's Books

On this day we have visited the local library and the children brought in their favorite story book. The teachers read from the books brought in by the children. We have made a story book for which the story and the illustrations were made by the children. We translated them to English so the partners could read them too. The final story book was printed out and put to our information board for the parents to read. The teachers have read the stories to the children which were written by the partners.



<https://www.youtube.com/watch?v=vIN6Njq63F4>

### Little Dictionary of Beautiful Words



<https://www.youtube.com/watch?v=s5p45SWDq8Y>

*March, 2019*

## **The International Women's Day**

We organized a crafts afternoon for the children and parents where we have made some handmade gifts. The boys gave gifts to the girls and their mother. This way we have helped their gender identities to evolve.

<https://www.youtube.com/watch?v=TMV5-gkwH2o>



We have shared two methods that we use involving **inclusion**.

The titles are:

- ✓ Preparation For The Reception Of Children With Special Needs;
- ✓ Emotional, moral, faith education and value-oriented community education is a method of community development.

The teachers have written two stories about inclusion to which the children have created illustrations. We have shared this in the form of video. The stories of the countries have broadened children's views and deepened compassion, helpfulness, acceptance in children.

<https://www.youtube.com/watch?v=ditgsd08Ek8&t=4s>





## The International Friendship day

The groups of children have made posters which we have exhibited in the Kindergarten's aula. The children showed great interest in viewing each others' posters. The parents and our guests also had the opportunity to view the posters.

We have sent friendship messages to our partners online, so the children have felt that *friendship is a golden thread that connects the hearts of the whole world*. We introduced our practice through a PPT presentation, *Preparation for the reception of children with special needs, to our partners*.

<https://www.youtube.com/watch?v=EU4sa99tKQo>



*Friendship messages*



<https://www.youtube.com/watch?v=oERasW6--bw&t=3s>

## Peace Day

The children created two stories to which they also made illustrations. We uploaded the stories to the kindergarten's website so that others could also learn about them. The children made drawings about their memories with their friends.

We organized an exhibition where we displayed the drawings made by the children. This helped in getting to know each other and to strengthen friendships.

<https://www.youtube.com/watch?v=B1qfCxht4T0>



## Day of Peace



<https://www.youtube.com/watch?v=Ff7jbfGS-2U&t=7s>

*July, 2019*

In this month we have gathered and edited the information about the projects and uploaded them onto the online platforms. We have also held meetings in our kindergarten for colleges where we tried to gather and discuss ideas regarding future project activities.

*August, 2019*

This month consisted of gathering and editing information for future projects and planing the future activities. We arranged meetings with the teachers to discuss the next month's activities.

*September, 2019*

### **The International Education Day**

We invited the parents to spend an afternoon together. We have shown them alternative ideas for spending time outdoors (role play games, dramatizations, sport etc). The parents also learned about the social relationships in mixed age groups, acceptance and inclusion of the younger children and the ones special development. We made videos for our foreign colleges about our educational activity.



<https://www.youtube.com/watch?v=MgJtPtJs9I&t=2s>

*October, 2019*

## **The International Day Of Children's Rights**

We played role plays through which they learned about the most basic children's rights. The groups had chosen a right and they made posters with collage technique regarding this topic. We displayed the posters for the parents to see.

On the meeting in Hungary we introduced the possibilities of inclusion in freetime to our partners.

<https://www.youtube.com/watch?v=b7KfNgGQpTo>





*November, 2019*

## **The International Day of Migrants**

We helped the disadvantaged families. We have organized a charity event where we collected donations of lasting food which we have sent for the families in need. We held a charity bazaar where we sold hand crafts made by the children.

From the money gathered from the bazaar we also bought food for the disadvantaged families.

<https://www.youtube.com/watch?v=1K0dV1V9w3o>



December, 2019

## The International Day of *Thank you*

We participated in an exciting online event, where the partner kindergarten's children sent videos in which they said *thank you* in their native language. We also made posters with the children, which we displayed in the kindergarten's aula and we also uploaded them to our website. The children were thankful for many kinds of things.

On our annual open doors week many guest have seen the posters exhibited in the kindergarten.



[https://www.youtube.com/watch?v=E5O-58gG\\_CA&t=1s](https://www.youtube.com/watch?v=E5O-58gG_CA&t=1s)

*International Thank You Day:*



<https://www.youtube.com/watch?v=I6inTaFLWcI&t=4s>

## The Day of Harmony Between Beliefs

We planed a thematic week. We visited the city's churches and we learned about different religions and their customs, traditions. We discovered similarities and differences between religions.

We made a video about our reliogion, Roman Catholic, to show our most important holidays and events to the project participants and the children.



<https://www.youtube.com/watch?v=KkIQLXZKRP0&t=18s>

*World Day of Religions:*



<https://www.youtube.com/watch?v=sQrMhzJTtEY>

*February, 2020*

## **The International Theater Day**

One group visited the Theater where they took part in an interactive play. The rest of the groups created stories. Each group had come up with their own and they have also acted out the scenes of the stories.

The parents were included in making the costumes and the setting of the plays.

[https://www.youtube.com/watch?v=odzM6\\_rvvxg](https://www.youtube.com/watch?v=odzM6_rvvxg)





## The World Health Day

We have organized a thematic week on the occasion of The World Health Day. Each and every day had a separate theme: body exercise, diet, self grooming, disease prevention and spiritual health. On the day where we had spiritual health in the focus we emphasized inclusion and the effect on children's social-emotional development.

We also involved the parents into the implementation of the projects so this way we had the opportunity to shape the whole family's point of view, and to point their focus towards health as a value.

<https://www.youtube.com/watch?v=SVNRQYgfCW0&t=4s>



April, 2020

## The Europe Day

We organized an exhibition where we displayed individual drawings made by the children. *What I want to say to the children in the partner schools* was the theme of the online event where we sent friendly greetings to the foreign children.

<https://www.youtube.com/watch?v=5OfoxSFhmFo>



*May, 2020:* Preparation aof the final product: methods, extracurricular activities, good practices, didactic stories;

*June, 2020:* Uploading information to online platforms;

*March, 2021:* Creating calendar with children about the project's events;

*April, 2021:* The children's drawings and messages during pandemic period.



## **LESSON PLAN 1**



**Date:** 04. 03. 2021

**Age of the children:** 3 – 6 ages

**Title of the Project:** *Sunny days*

**The duration of the Project:** 2 weeks

**Name of the country institution:** Hungary, *Szolnok Mustard Seed Roman Catholic Kindergarten*

**Form of the activity:** Cognition of the created world

**Antecedent of the Activity:** conversation about weather changes, natural phenomena, observing the effects of the sun in the yard of the kindergarten, visiting the library.

**The theme of the activity:** *Let the sun shine!* – celestial bodies, solar energy

**Aim of the Activity:**

- ✓ They should have a positive attitude towards the activities offered towards the values of the created world;
- ✓ Learn new knowledge on solar energy;
- ✓ Education for the Christian Values.

**Tasks of the Activity:**

**Educational tasks:** Shaping a positive attitude towards natural values, developing a sense of belonging to a community, educating for tolerance for each other.

**Didactic tasks:** Recalling prior knowledge related to the Sun, talking initiative on the natural phenomena presented on the field table.

**Development of the skills and abilities:** observation, creativity, communication skills/ vocabulary expansion, social sensitivity, fine motor skills The development of skills and abilities takes place in a differentiated way, on several levels.

**Type of student work:** individual, micro group

**Teaching strategies:** illustration, discussion, practice, explanation, control, evaluation, differentiation.

**Game Elements:** field table, puppets, colored paper balls, magnifiers, water bowls, sponges, sand, gravel, cd disks, flashlight, laptop, projector.

Development of the Activity		
Time	The structure of the activity	Methods of development, elements, form of work, differentiation, notes
2 min	1. Organization tasks: room of the rearrangement, plotting board top up, puppets, preparation of tools	In informal form, large group of children involving.
2 min	2. Motivation: uncover of the plotting board with puppets. - What do you think children? What is under the miracle cloth?	Mystery and the puppet arouse the interest of the children.
2 min	The kids share their ideas.	I help children to recall knowledge with questions tailored to their intellectual abilities, we work in a micro group.
2 min	3. Realization: Recall knowledge related to the topic/ planets, solar energy, the effect of sunlight on living things.	Providing multiple gaming options
2 min	Demonstration of the effect of sunlight/plant growth, raindrops, evaporation, rainbow formation, soil warming/:	In parallel: memory game celestial bodies, natural phenomena, construction of building toy terrain
10 min	-from raindrops made of sponges/ water drip/ placing puppets of growing plants/ Stone heating with lamp/ Causing a rainbow with CD. Possibility to provide self - rehearsal / puppets and different use of tools.	Children's interest is enhanced by the visual experience. Involving the older age group in implementation.
8 min	4. Closing and transferring an activity: Used equipment using an other location. Looking pictures by laptop and projector.	Individual assistance in the use of the device. Gaining success through rehearsals.
8 min	Songs and poems repetition together.	They can use flat puppets and tools. How creative they are.
8 min	5. Monitoring, evaluation: Individual evaluation takes place continuously throughout the activity.	Exemplariness of the use of ICT tools.
4.min	Evaluation criterion: use of equipment, construction is appropriate order, cooperation, tolerance	If necessary They can repeat the poems and songs. Need attention for the small groups.
		Concrete, personal positive confirmation





## **LESSON PLAN 2**



### **Community improvement methodology for emotional, moral, spiritual and value-oriented social education in the Mustarmag Kindergarten**

#### **Implementation of Love dice**

*One of the distinctive characteristic's of kindergarten-aged children is the emotional-driven behaviour . It is inevitable for them in the kindergarten to be surrounded by emotional security, permanent common values, positive and loving atmosphere. (National program of kindergarten education).*


We apply the Love dice to support the before-mentioned idea as well as to help children communities to practice the virtue of social inclusion so by the time they become students, they will have already learnt it. For the kindergarten aged children it is not enough to acquire information regarding social including, but also we need to create habits via practice helping children's personality to shape.

#### **Objectives:**

- laying the foundations of moral and social sensitivity, preparation for social life;
- baselining behaviour culture, customs – and rule system;
- helping improve emotional intelligence and social skills;
- education towards the acceptance of the variety of people;
- experiencing the importance of a community, supporting development of social connections;
- baselining moral properties.

#### **Introduction of the activity:**

- We can read the following on the six sides of the Love dice;
- I comfort somebody;
- I speak neatly;
- I help without saying anything;
- I give my toys to everyone;
- If I get hurt, I don't retaliate;
- I am the friend of everyone (I am friendly towards everyone).



We roll the Love dice together every week and we try to implement the recommendation of the dice in our everyday life in the kindergarten by specific actions in real life situations. At the end of the week, we share our experiences in a common discussion.

#### **Effects, experiences:**

- By the end of the kindergarten age, the virtues of the Love dice become natural and personal for children;
- Children love each other and help anyone who is sad in their communities;
- Everyone has friends, no one is excommunicated, there are no children *outside the community*;
- Children are patient and tolerant to each other;
- They warn each other if someone uses a bad word or tries to solve a conflict by physical violence;
- Their perseverance, self-orientation, self-discipline and controlled attention's improvement makes them more and more effective in the management of other activities.

# STORY



## SÁRA BECOMES KINDERGARTNER

On a sunny spring morning the children arrived cheerful to the kindergarten. They all were eager to play again together. After a short time, the *Halacska* group became loud from the joy of the little members. The smaller boys played with toy trains, the older ones built planes from lego blocks. The younger girls made breakfast in the toy kitchen for their dolls and the elder girls were doing their favourite activity, drawing.



Suddenly, a mother and her little daughter arrived to the classroom. The slim, brown eyed, brown skin little girl with kind face, dressed in cheap clothes stood scared behind her mother, who kindly greeted the teacher. The teacher greeted them the same.

- Good morning! Welcome to the *Halacska* group! I am very happy to have you here! You must be Sára, your mother told a lot about you! My name is Kata néni, the teacher of the group. Come, I'll show you around. There's plenty of toys for you to play with and your new schoolmates are very friendly! Sára took Kata néni's hand to let her show her the room and the kids. The children looked excited at her.



Eszter heard what the boys say and because she felt pity for Sára, she grabbed her own favourite toy and went to her.

- *Hi, my name is Eszter! Would you like to come play with me?*

- *Y-yes! Said Sári quietly.*

- *Eszter you are very kind! Come and play together! Said Kati néni.*

- *Kati néni! I'd like to be everyones friend and not judge anybody because of their look and I will share my toys with Sári! Said Eszter.*



Sára was very happy to hear that and when the games finished, they become good friends. The boys also got more friendly with Sára. She became friends with all her classmates and was very happy in the group. The parents of her classmates also helped her and her family with toys, and clothes.

- *The End* -





# STORY

## THE ARRIVAL OF PISTI

It was early in the morning when all the kids eagerly hurried to the kindergarten, because yesterday the teacher told, that a new classmate is arriving today into the group. When the children stepped into the gates of the school, they all asked:

- *Has he arrived yet?*

Nobody saw the new classmate so the kids started to play games and forgot about the big news what the teacher told. Suddenly, nearly unnoticeable, someone knocked at the door. When the teacher opened, an unfamiliar lady stood there, holding the hands of a young boy. The teacher greeted them cheerfully.

- *We are very excited about your visit, Pisti! Come, let's meet the others!*

The teacher wanted to hold his hand.



He was too scared to let go his mother's hand and to go without her in the classroom. The children stopped playing and curiously stood around their new mate, asking questions from the teacher:

- *What is his name and what will be his sign?*

- *Patience please, everything is new for him. First, let's just show him the group and introduce ourselves.*

The teacher invited Pisti and his mother in the classroom, to look around. The kids quietly but suspiciously asked: *What is wrong with his leg? Did he fall and hurt himself?*

Pisti's mother gently replied: - *He was born this way.*

The children calmed down and took Pisti's hand to look around together in the room, where his new classmates showed him the toys and all the fun stuff. Then everyone sat on the carpet in a circle and started to introduce themselves one by one, also mentioning their signs. Pisti has become more and more joyful because of the many toys and the jolly kids. He wanted to start playing right now but first, the teacher gathered them for breakfast.



Pisti could jump up from the carpet and run to the table like the others, because of his hind leg. A kid was watching him, and because they were confused what to do, Pisti's mother told them: - *Just ask him if he needs any help!*

So they asked and Pisti said: -*Yes, please!*

So they lifted him from the ground and walked with him slowly to the table but Pisti said:

- *Thank you, I'll be fine from here!*

He brought a plate and a glass for himself, and also he poured tea into his mug. His classmates were watching him if he needs any more help from them.

- *Children! Pisti can do a lot of things by himself, as you can see. If he needs any help from us, he will ask.*

Pisti felt very happy with the group. Everyone wanted to play with him, so when he needed something to help with, there were plenty of friends for him to be there for him.

- *The End* -





# TURKEY








# ACTIVITIES

<b>International Mother Tongue Day</b>	<a href="https://www.youtube.com/watch?v=tsMFfzM3ssc">https://www.youtube.com/watch?v=tsMFfzM3ssc</a>
We visited our school library and learned what dictionary is and we made little dictionary.	 
<b>International Disability Day</b>	<a href="https://www.facebook.com/100000058810530/videos/2586402921371643/">https://www.facebook.com/100000058810530/videos/2586402921371643/</a>
We understand people with disabilities. We learned a song in sign language. Our children saw a dialog in sign language.	 
<b>International Day of Tolerance</b>	<a href="https://www.facebook.com/100000058810530/videos/2489324587746144/">https://www.facebook.com/100000058810530/videos/2489324587746144/</a>
We showed eulogy Show in Ottoman culture and entertainment life with Karagöz and Hacivat. We made cards. We ate inclusion lunch with special needs children. We learned a song about tolerance.	 
<b>International Children's Book Day</b>	<a href="https://www.facebook.com/100000058810530/videos/2753029211375679/">https://www.facebook.com/100000058810530/videos/2753029211375679/</a>

<p>We created stories with our families and bring to school and read to eachothers. We bought a book and gave it to eachothers.</p>	 
<p><b>International Non- Violence Day</b></p>	<p><a href="https://www.facebook.com/100000058810530/videos/2609633619048573/">https://www.facebook.com/100000058810530/videos/2609633619048573/</a></p>
<p>We made calm down bottle. We learned anger management.</p>	 
<p><b>International Women’s Day</b></p>	<p><a href="https://www.youtube.com/watch?v=IDKV4KY80MM&amp;t=24s">https://www.youtube.com/watch?v=IDKV4KY80MM&amp;t=24s</a></p>
<p>We prepared exhibition. Fathers prepared a suprise for childrens mother. We made a necklace and paint for our mothers.</p>	 
<p><b>International Education Day</b></p>	<p><a href="https://www.youtube.com/watch?v=STfETNItoB4">https://www.youtube.com/watch?v=STfETNItoB4</a></p>
<p>We made didactic projects. We dramatized our famous children stories.</p>	 
<p><b>International Children’s Rights Day</b></p>	<p><a href="https://www.facebook.com/100000058810530/videos/3315782985100296/">https://www.facebook.com/100000058810530/videos/3315782985100296/</a></p>



<p>We created poster. We send messages to the families about children rights.</p>	
<p><b>International Migration Day</b></p>	<p><a href="https://www.youtube.com/watch?v=thKYHPIWKi8">https://www.youtube.com/watch?v=thKYHPIWKi8</a></p>
<p>We made charity bazaar with children and families.</p>	
<p><b>International Day of the Word “Thank You”</b></p>	<p><a href="https://www.youtube.com/watch?v=3SQIK8ibdDU&amp;t=6s">https://www.youtube.com/watch?v=3SQIK8ibdDU&amp;t=6s</a></p>
<p>We thanked to Allah for give us Everything. We thanked in other languages. We prepared posters about “Thank you”. We learned say “Thank you” with drama.</p>	
<p><b>Harmony Day Between Beliefs</b></p>	<p><a href="https://www.youtube.com/watch?v=6nGyHGxLXy0">https://www.youtube.com/watch?v=6nGyHGxLXy0</a></p>
<p>We learned what Islam is, how muslims pray and articles of faith, five pillars of Islam and muslim’s characteristics.</p>	
<p><b>International Theater Day</b></p>	<p><a href="https://www.facebook.com/100000058810530/videos/3814049018607021/">https://www.facebook.com/100000058810530/videos/3814049018607021/</a></p>
<p>We made puppet Show with mothers. We made posters about theater day.</p>	

<b>World Health Day</b>	<a href="https://www.youtube.com/watch?v=0naIcVC5EdI&amp;t=5s">https://www.youtube.com/watch?v=0naIcVC5EdI&amp;t=5s</a>
We learned our body. We learned first aid and we made first aid bag. We learned acidic beverages that are harmful for health.	 
<b>International Day of Europe</b>	<a href="https://www.youtube.com/watch?v=H9BqrVC3-JQ">https://www.youtube.com/watch?v=H9BqrVC3-JQ</a>
We learned about the continent of Europe. We learned the European flag and currency. We learned some countries in the European continent.	 
<b>Friendship Messages</b>	<a href="https://www.youtube.com/watch?v=Pq6wFdqmVSo&amp;t=4s">https://www.youtube.com/watch?v=Pq6wFdqmVSo&amp;t=4s</a>
We made exhibition about friendship.	 
<b>Children's Stories</b>	<a href="https://www.youtube.com/watch?v=CLG1j5GecxY">https://www.youtube.com/watch?v=CLG1j5GecxY</a> <a href="https://www.youtube.com/watch?v=zTG-eq6A8B0">https://www.youtube.com/watch?v=zTG-eq6A8B0</a> <a href="https://www.youtube.com/watch?v=r18Wr4us7zY">https://www.youtube.com/watch?v=r18Wr4us7zY</a>
	 

## LESSON PLAN 1



**Date:** October 5, 2020

**Educational unit:** Yenimahalle Primary School, İzmit

**Educator:**

**Group:** Group *Butterfly*

**Annual theme:** *Cleanliness*

**Project theme:** *How to be a clean kid?*

**Subtopic:** *I am clean, I am happy*

**Activity theme:** Dance of Germs

**Type of activity:** Time to relax

**Form of organization:** Curricular activity

Teaching events	The scientific content	Teaching strategies	
		Methods	Educational means
<b>The organizational moment</b>	The necessary conditions for the optimal performance of the activity will be ensured: -The work centers in the kindergarten will be prepared; -Educational resources will be distributed in each center. <i>Educator came/ And the children came/ In a circle to gather/ We all greet each other! And we count the days and months.</i>	Conversation	
<b>Capturing children's attention</b>	The children will be informed about the activity of the day: The teacher tells the children that today there will be studies on <i>Cleaning</i> .		
<b>Announcing the theme and objektives</b>	Will be announced: the theme, the objectives and the way of the activity.		

<b>Optimal content presentation and learning management</b>	<p><b>ACTIVITY – I (Game activity)</b></p> <p>First, the game will play is explained to the children. One child becomes a “virüs” and this virüs tries to catch the others. The student with the virüs has an oven glove in his hand. When the teacher blows the whistle, everyone runs away and the infected student tries to catch them. Infected students leave the game. The last player wins the game.</p> <p><b>ACTIVITY – II (Turkish Language Activity)</b></p> <p>The story as named <i>dance of germs</i> is read to the children with the stick puppet. Questions are asked to confirm what they understood from this story.</p>	<p>The game</p> <p>Explication</p> <p>Action</p> <p>Demonstration</p> <p>Conversation</p> <p>Solve problem</p>	<p>Oven glove</p> <p>Club puppet Story Book</p>
<b>Achieving performance</b>	<p><b>ACTIVITY -III (Song Activity)</b></p> <p>The song called <i>Pandemic</i> is learned with children. And they are allowed to dance with the song.</p> <p><a href="https://www.youtube.com/watch?v=AmdtiXYmkS8">https://www.youtube.com/watch?v=AmdtiXYmkS8</a></p> <p><b>ACTIVITY -IIIV (Art Activity)</b></p> <p>Children are seated around the table and given a blank paper. After dropping paint on the paper, the virüs is made by blowing. Later, they name the virüs by wearing playful eyes.</p>	<p>Language study</p> <p>Thinking</p>	<p>Computer</p> <p>Pipette Colour</p>
<b>Providing feedback evaluation</b>	<p>A circle clock is made and children are sat in a half-moon shape. To them;</p> <ul style="list-style-type: none"> <li>- <i>What was our topic today?</i></li> <li>- <i>Which activity did you enjoy the most?</i></li> <li>- <i>If you want to name the virüs you prepared, what would you put?</i></li> <li>- <i>What were the words you learned for the first time today?</i></li> </ul>	<p>Conversation</p> <p>Question-Answer</p>	
<b>Closing of the activity</b>	<p>Children are saw off home with disinfectant sprayed on their hands.</p>		<p>Disinfectant</p>

## LESSON PLAN 2



**Date:** October 7, 2020

**Educational unit:** Yenimahalle Primary School, İzmit

**Educator:**

**Group:** Group *Bees*

**Annual theme:** *Winter Season*

**Project theme:** *We learn winter season*

**Subtopic:** *The snow snowingn flaky*

**Activity theme:** *Hooray it's snowing*

**Type of activity:** Time to learn

**Form of organization:** Curricular activity

Teaching events	The scientific content	Teaching strategies	
		Methods	Educational means
<b>The organizational moment</b>	The necessary conditions for the optimal performance of the activity will be ensured: - The work centers in the kindergarten will be prepared - Educational resources will be distributed in each center. - Educator came/ And the children came/ In a circle to gather/ We all greet each other! And we count the days and months.	Conversation	
<b>Capturing children's attention</b>	The children will be informed about the activity of the day: The teacher tells the children that today studies will be carried out on the subject of <i>Winter Season</i> .		
<b>Announcing the theme and objectives</b>	Will be announced: the theme, the objectives and the way of the activity		
<b>Optimal content presentation and learning management</b>	<b>ACTIVITY – I (Turkish Language Activity)</b> Teacher tells the winter season by answering the question with <i>How's the weather today?</i> . How the snow is formed is explained. We talk about the changes in our environment during the season,	Explanation Conversation	Poster about winter



	<p>changes in our clothing (thin-thick) and weather events (hot-cold). The teacher first asks the children to guess about the vegetables and fruits grown in the winter and then explains them. A fishbone is drawn on the blackboard as a concept map. And the teacher gives the pictures of fruits and vegetables to the children in turn, asking them to attach the vegetables to the fishbone in the upper part and the fruits to the lower part.</p> <p><b>ACTIVITY – II (Game Activity)</b> Children are asked to tear off the white A4 paper. Small pieces of torn paper are sprinkled on the table as if it was snowing. Snowflakes are collected in a plate by making breathing exercises with the help of a pipette.</p>	<p>Question-Answer</p> <p>Fishbone</p> <p>The game</p> <p>Practice</p>	<p>Book about winter</p> <p>Paper</p> <p>Pipette</p> <p>Plate</p>
<b>Achieving performance</b>	<p><b>ACTIVITY – III (Song Activity)</b> The song <i>Kukuli Snowing</i> is learned with children. And they are allowed to dance with the song. <a href="https://www.youtube.com/watch?v=qqW_9bRZ3TM">https://www.youtube.com/watch?v=qqW_9bRZ3TM</a></p> <p><b>ACTIVITY -IIIV (Art Activity)</b> The pet water bottle is cut in the middle. The bottle is filled with cotton as much as possible and shaped like a snowman. His eyes are from the buttons, his cardboard nose, and a hat from a small cover are created. Optionally, the hat can be decorated with fabric or gilded paper. The piece of fabric is cut into a long rectangle and made a scarf. Snow flakes are made by crumbling the foam around it.</p>	<p>Listening</p> <p>Language study</p> <p>Demonstration</p> <p>Cutting</p> <p>Gumming</p>	<p>Computer</p> <p>Pet water bottle</p> <p>A small bottle cap</p> <p>Cotton</p> <p>Foam</p> <p>Button</p> <p>Fabric</p> <p>Cardboard, glue, scissors, gilded paper</p>
<b>Providing feedback evaluation</b>	<p>The teacher allows the children to share their feelings with various questions to evaluate the process. She asks them the following questions;</p> <p>1. <i>What is the theme of the day? How was the weather today? What season did we learn today?</i></p> <p>2. <i>Did you enjoy making artificial snow? Was it difficult to push the snow with a pipette? What activity did you have the most difficulty in doing?</i></p> <p>3. <i>Do you like the song? Anyone remember its words?</i></p>	<p>Conversation</p> <p>Question-Answer</p>	
<b>Closing of the activity</b>	One of the winter season fruits learned today is given to a student and sent home.		Season fruits

# STORY



## DANCE OF THE MICROPES

Ayşe is 7 years old and she was going to Primary school the 1st grade. Ayşe hates bathing, she does not like washing her hands and face. Her mother worked hard to cut her nails once a week.

At the insistence of her mother, she would cut her nails by force and take a bath. Her mother was very upset about this situation. He often warned Ayşe. She said that if she didn't pay attention to her cleanliness, she would be messy and her friends wouldn't play. Ayşe would never listen to her mother, even if her clothes were dirty, she would never change.

Ayşe was so tired of playing in the park that day that she had her dinner and went to bed immediately. She fell into a deep sleep. He saw a lot of germs in her dream that night. Germs danced wildly on her nails, her body, her hair. There were so many microbes that Ayşe's mouth was left open.

The microbes were jumping, singing with joy.

*They were singing Ayşe, Ayşe filthy Ayşe ... Listen to us ... If it continues like this ... Nobody will play with you, you will be without friends.*

Ayşe jumped out of her bed in fear. She was relieved to realize that what she was seeing was a terrible dream. Microbes had taught her a good lesson.

She took a bath frequently after that day.

She cut his nails. She became a clean daughter.

# STORY



## ARCHITECT MOUSE

One day, King Lion wanted all the animals in the forest to be gathered. All the animals came to him and began to listen with curiosity to what he was going to say.

Lion:

- *Friends, my house is very old. I want to build a beautiful house worthy of my reputation. "Who would do this among you?", he asked.*

The crafty Fox said:

- *My King, I can make the house worthy of you.*

Some of the other animals said:

- *Architect Fox is the master of this business.*

They said: “

- *He can make any house you want. Well then, bring me the layout, shape and price of the house as soon as possible,* said the Lion.

The Fox escaped the cunning of the business and made a very simple plan from the cheapest materials. But Architect Mouse, on the other hand, knowing the seriousness of the work, made a beautiful and high quality plan using the most robust materials. Because he studied architecture and was an expert in this business.

But one day the animals in the forest woke up with a great jolt. An earthquake was happening in the forest. When the earthquake was over, they also saw that King Lion's house was destroyed. The Lion barely saved his life, wounded in the ruins.

- *Bring me that fraudulent Fox now!*, the Lion shouted angrily. But the Fox had already left the forest.

Lion apologized to the Mouse in embarrassment and asked him to build a new house.

- *Of course I will, my King!*, said the Mouse.

He built the house and handed it over to Lion. Lion thanked him. Turning to the other animals in the forest who want to see him delivering the house to Lion, he said:

- *Always give the job to the person who will do this job best. And always have quality work like Architect Mouse. If there is a solid house made of quality materials, nothing will happen to us or our building,* he shared with them the knowledge he gained from his own experience.



# POLAND



# ACTIVITIES



*October, 2018*

## Day of Tolerance

During the celebrations, the teacher read a fairy tale about tolerance. Children composed the words *DAY OF TOLERANCE* from single letters. Then they decorated cardboard boxes with letters. The inscription was placed on the newsletter.

The teacher told about children all over the world. She showed the contours of the globe. The children were painting the ground with paints. As a sign of unity with children around the world, they reflected their hands painted with paints.

The next day there was a ball. Children were dressed up as characters from fairy tales and movies. There were pairs matched with opposing characters, such as the wolf and the red riding hood, dog and cat.





*November, 2018*

## **International Day of People with Disabilities**

The children went on a trip to Grodzisk Wielkopolski. They visited their friends in the integration kindergarten. They visited the kindergarten and participated in joint activities. During the classes, they could empathize with the disabled children. After the classes, the children ate a meal together. They helped their colleagues in self-service activities.

A disabled cyclist came to the kindergarten. He told the children about his sports successes, showed medals and cups. He presented his bicycle.



## International Day of Non – Violence

The teacher had a conversation with the children about behavior in kindergarten. The children identified good behaviors and behaviors they don't like.

From the prepared posters, the children chose those that showed how not to behave. Each child has colored their poster. Posters were hung on the board to remind them of proper behavior.



## **Christmas**

Children and their parents made Christmas lanterns, which were presented at the Christmas Market in Opalenica. The artistic program was rehearsed throughout the month. Children performed on the stage of the fair with a Christmas program, presented a dance routine with sashes.

During the classes, the children baked Christmas gingerbread cookies. During the workshops, together with their parents, they beautifully decorated the gingerbread cookies. After the workshops, Santa Claus came and gave everyone gifts.

The next day, the children went on a trip to a Christmas decorations factory.





*January, 2019*

## **International Mother Language Day**

The children visited the city library. They got to know librarians and their work. The next day, the librarian visited the children in the kindergarten. He read them Polish fairy tales. During the classes, the children learned about various types of books.

The teacher selected a few songs from the book of poems. The children learned them by heart. Grandmothers and grandparents were invited to the kindergarten. The children presented their recitation and music skills.

All guests received gifts prepared by children during classes in the kindergarten.



February, 2019

## International Children's Book Day

*My first book* competition was announced in the kindergarten. The children invented stories, illustrated them and, with the help of their parents, created books. The competition entries were awarded and exhibited in the kindergarten for all parents to see.





*March, 2019*

## **Women's Day**

During art classes, children made colorful flowers. On Women's Day, they went for a walk around the city and gave flowers and wishes to passing ladies. Games with music took place in the kindergarten.




*April, 2019*

## **Stories created and illustrated by children**

During the classes, the teacher read to the children a story she had invented herself. She suggested that the children try to come up with their stories. The children told their stories.

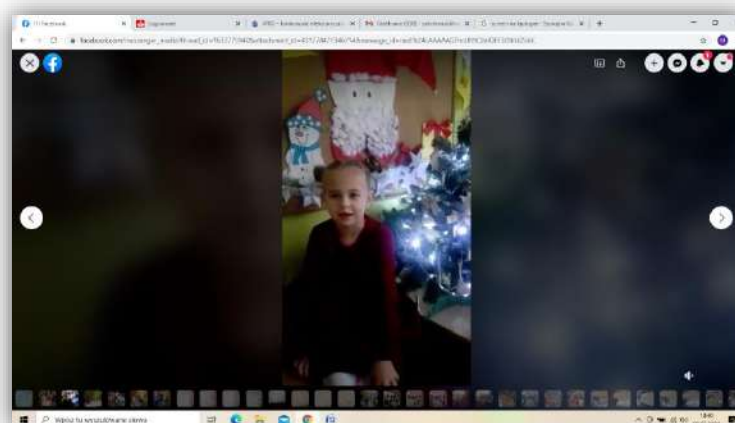
During art classes, children made illustrations for all the stories they created. An exhibition of works was organized.



*May, 2019*

## **International Friendship Day**

During the English language lessons, children learned greetings in the languages of the project partners. They prepared greetings in English, which were recorded and sent to children from all partner countries.



*June, 2019*

## **Peace Day**

During educational activities, children learned about the culture of other nations. They learned songs and dances from all over the world. During the art classes, they prepared room decorations. There was a meeting with the parents. the children presented a prepared artistic performance. Parents were delighted with their children's skills. Each child was given a balloon that was launched into the sky as a sign of world peace.

Children also presented their performances at the city festival.



## International Children's Rights Day

The rights and obligations of children were discussed during the educational classes. The teacher hung up posters presenting the topic in question.

The children's hands and feet were painted in the colors of all continents. They left their prints on a large poster which was hung in the room as a sign of the unity of the rights of children from all over the world.

As the implementation of the right to comprehensive development of children, a series of extraordinary workshops was held. One was body painting and self painting. The children were very happy during these activities.





## International Day of Immigration

During the classes, the children learned the meaning of the word *immigrant*. They spoke on the basis of their own experiences – programs on TV, conversations with parents. The needs of different people were determined together: children do not have clothes, accessories, toys, disabled children need rehabilitation equipment. It was decided to organize help for those in need. Children collected caps which were given to Wiktor's parents.

The children brought toys, books, school supplies, small electronic equipment, and sweets which were given to children from foster families.





## International Day of the Word *Thank you*

The children went on a trip to the Private Primary School in Grodzisk Wielkopolski to summarize the *tolerance* project. There they participated in various activities, watched performances prepared by their older colleagues. They participated in theatrical scenes.

In English lessons, children learned to say the word *thank you* in different languages. They depicted various scenes. During the meeting with Santa Claus, she thanked for gifts in various languages.



## Harmony Day between religions

Children brought family albums with photos of various family and religious celebrations to kindergarten. They talked about their experiences.

The teacher showed the children films and presentations showing the landscape, culture, tradition and religion of the partner countries. Similarities and differences are discussed.

With the help of the teacher, the children made a calendar of the world and celebrations occurring in Poland.



## International Theater Day

The children participated in two theater performances. The first was the puppet theater. They learned how to make puppets and how to move them. They actively participated in the performance. In kindergarten, they played with puppets and presented dramas.

The second was a musical performance during which the children got to know interesting instruments – the harp. They solved musical puzzles.

A fancy dress party was held in the kindergarten. The leitmotif were characters from fairy tales and books for children.





*October, 2020*

## **World Health Day**

There was a series of activities and games in the open air. Children participated in sports competition. In class, they learned about the importance of healthy eating. They made sandwiches of dark grained bread with healthy toppings.

During the next classes, the children prepared salads from their favorite fruits. During a joint meal, they shared their opinions on fruits: sweet, sour, soft, hard, exotic, Polish. The other senses were aroused during sensory activities.



*November, 2020*

## **Europe Day**

The children's news about European countries was summed up during the educational activities. The children watched films about different regions of Europe.

In class, the children learned the song with showing in English. A video of greetings and a song was recorded and sent to colleagues from partner countries.



# **LESSON PLAN 1**



**Prywatne Przedszkole *Akademia Maluchów* w Opalenicy Polska**

## **In the secret garden**

**Age:** 3 – 6 years old

### **Objectives:**

- ✓ familiarization with various stimuli;
- ✓ elimination of sensory disorders;
- ✓ achieving a state of relaxation;
- ✓ better understanding of the environment;
- ✓ stimulating activity.

### **Working methods:**

- ✓ polysensory stimulation;
- ✓ music therapy;
- ✓ instrumental methods: behavior modification with the use of stimulating reinforcements.

### **Forms of work:**

- ✓ individualized

### **Aids:**

- ✓ polysensory instruments and utensils;
- ✓ cassettes with sensitizing, activating and relaxing music;
- ✓ CD player.

### **Course of classes:**

- Turn on the projector;
- Gentle activation and sensitization with music

The teacher plays music and pictures from the projector which are calm, cheerful, with a calming, sensitizing and gently activating effect.

- Path in the garden. Hard or soft?

Listening to a story about the garden. Comparing the hardness of objects with feet.

- Walk along the garden path. Children walk along a path made of boxes filled with various loose materials. Children try to determine the type of content:
  - soft – hard/ fine – thick/ cold – warm.
- Relaxation techniques: lying on the mat, gazing at the pictures from the projector in peace and listening to music;
- Olfactory stimulation: the smell of the oil.
- Final classes: turning down the relaxation music turning on the light turning off the scent lamp.





## **LESSON PLAN 2**



**Prywatne Przedszkole Akademia Maluchów w Opalenicy Polska**

### **Fragrant soaps**

**Age:** 3 – 6 years old

**Objectives:**

- ✓ learn about the solubility of soap depending on the temperature;
- ✓ learn about the relationship between the size of the bubbles and the blowing force;
- ✓ can make a fragrant soap;
- ✓ they can abstract by highlighting soap features and searching for similarities between soap and other objects.

**Aids:**

- ✓ molds, liquid glycerin, fragrance oils, glitter, two glass vessels, cups and straws for each child, trays with various types of soap.

**Course:**

- Introduction to the topic - solving the puzzle:

Smooth and slippery it smells very much nice but it will melt away, when it falls into the water (soap).

- Child work in groups – each group receives a tray with soaps of different sizes, shapes and colors, two soaps of the same brand, new and used, gray soap, liquid soap.

Children look at the soaps, compare them and examine them with the sense of touch and smell.

- Workshops – making fragrant soap:
  - filling molds with glitter;
  - pouring liquid glycerin and oil;
  - taking out the soap.
- Testing the solubility of soap in hot and cold water.

Cut the soap bars into two equal parts and put them in glassware with cold and hot water.

The children observe and comment on the results of the experiment.

- Letting go of soap bubbles – games of blowing and releasing bubbles. Defining their size and color.

Detecting cause – effect relationships (breathing exercises, regulating breathing).



# STORY



## LOVE OR NOT?

The family lived in a small house: mother, father and daughter Agatka. Mum said to her daughter:

- *Darling!, Angel!, Sunny!.* Dad was very strict. He often forbade Agatka.



Mom gladly took her daughter with her for shopping, to the hairdresser, to her friends. However, Agatka did not like when her mother told her to clean up toys and go to bed early. Dad hardly took her anywhere

Sometimes he only made fun of her, saying *Brudasek* to her.

Agatka got lost in all this. She decided to check if her parents love her or not. What will they do when it suddenly disappears?





Without thinking for a long time, she went to the attic and found a hiding place there. The parents very quickly noticed the lack of their "treasure". They started looking for her. They looked at almost every corner, the wardrobe, the curtain. Tired, they sat down on the stairs and began desperately talking about how wonderful their daughter was. Agatka listened, listened and fell asleep.

The resigned parents went to the attic to look around through the window. And there they noticed that a blue bow was sticking out from behind the basket. The overjoyed parents shouted: Agatka, Agatka, we are glad that you are safe and sound. We love you very much!

Ashamed, the girl whispered softly: *I'm sorry, I love you very much too.*





# STORY



## LESSON OF TOLERANCE

There was a special school in the fairy-tale forest, it was called *Tolerance*. Various animals went to school.

The Wik family lived near the school with their little son *Austus*. For as long as he could remember, Wilczek felt different from the rest of his family and friends. Everything irritated him, he did not like noise, he did not like being touched, looking into his eyes. Couldn't say anything, come very much wanted to.



One day, when he heard from his parents that he was going to school, he got very scared. There were many friends at school, but Austus did not play with anyone. Colleagues kept saying that they didn't like people and that they were doing them out. The animals bragged about their mischief and shouted at each other. Only Austus was silent. When the lady heard this, she explained that everyone should help each other, and not be angry. But only Austus was listening, the rest were talking.



The lady got very angry and did a punitive assignment. The class was very indignant.

After the end of the test, the teacher asked how they felt being punished in this way. The students mentioned: anger, sadness, and a sense of injustice.



The lady calmly explained that the people who did not hurt them anything felt similarly, and they took revenge. The teacher said that people sometimes do something thoughtlessly too, and it is better to make them aware of it than to take revenge. In order to make it easier for the animals to learn about what others feel, she proposed a game called *Swap roles*.

She blindfolded some, her mouth on others, and clogged her ears to others to make them feel what others were feeling.

*“This project has been funded with support from the European Commission. This publication [communication] reflects the views only of the author, and the Commission cannot be held responsible for any use which may be made of the information contained therein.”*

*“Funded by the Erasmus+ Programme of the European Union”*

